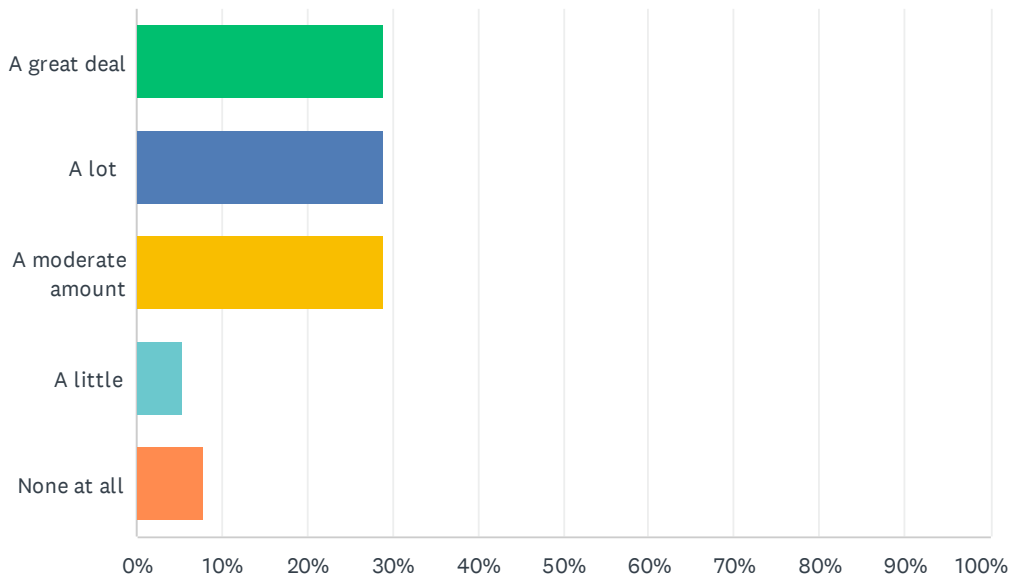


Q1 Was the event advertised well?

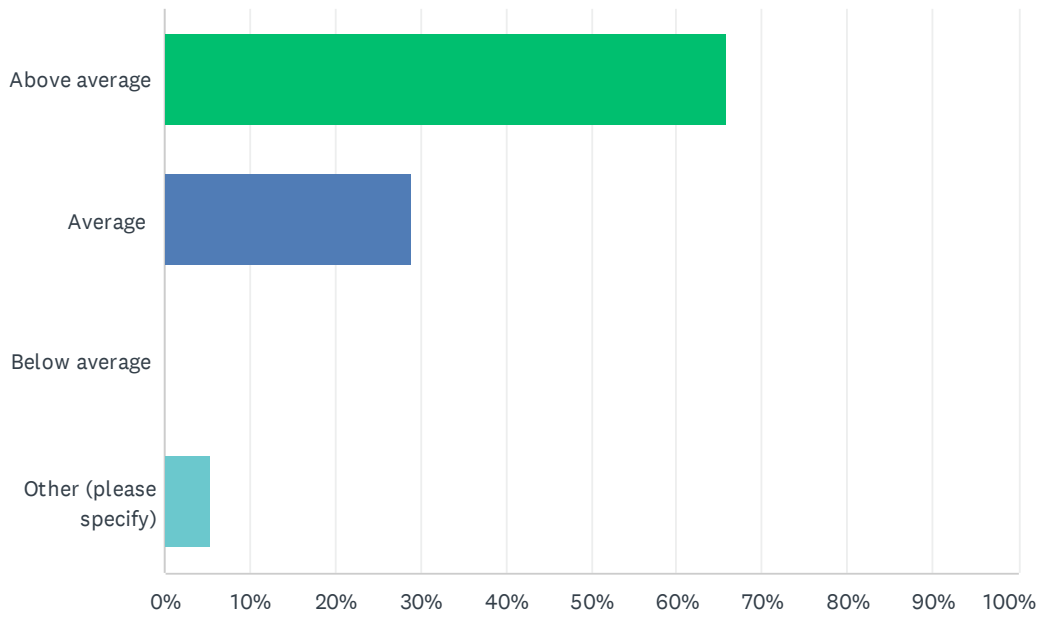
Answered: 38 Skipped: 1



ANSWER CHOICES	RESPONSES	
A great deal	28.95%	11
A lot	28.95%	11
A moderate amount	28.95%	11
A little	5.26%	2
None at all	7.89%	3
TOTAL		38

Q2 Was the event well attended?

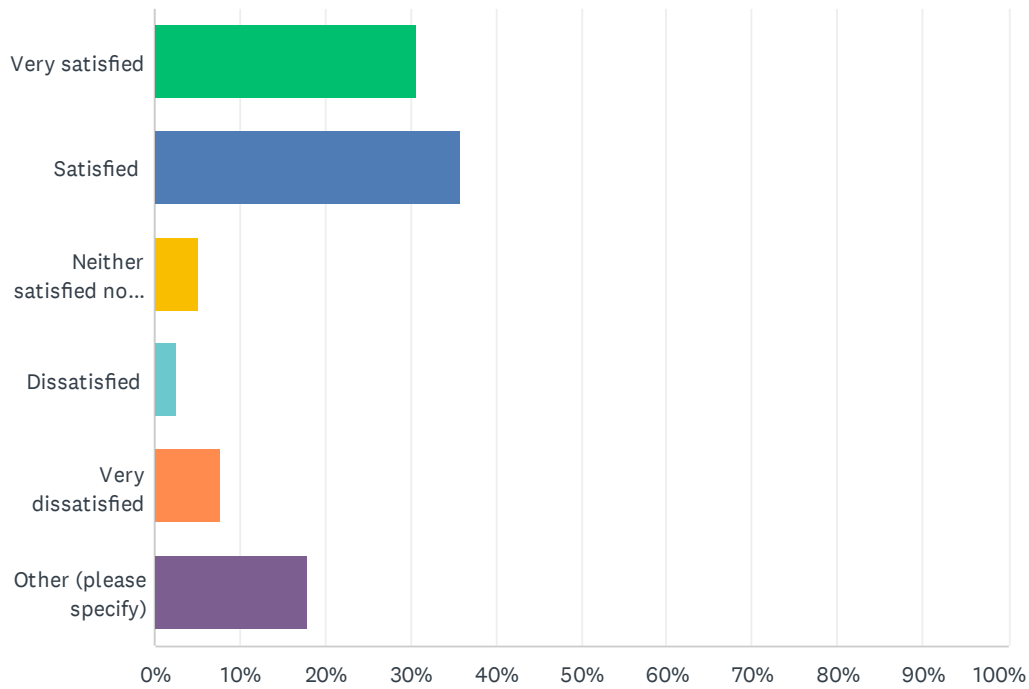
Answered: 38 Skipped: 1



ANSWER CHOICES	RESPONSES	
Above average	65.79%	25
Average	28.95%	11
Below average	0.00%	0
Other (please specify)	5.26%	2
TOTAL		38

Q3 Were there enough staff at the event?

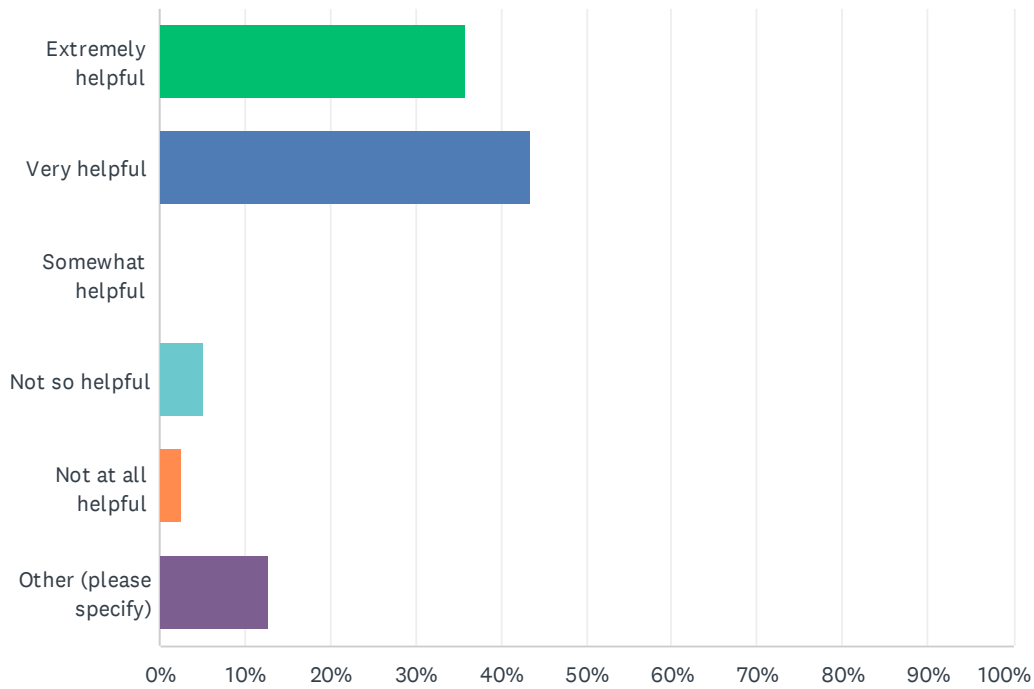
Answered: 39 Skipped: 0



ANSWER CHOICES	RESPONSES	
Very satisfied	30.77%	12
Satisfied	35.90%	14
Neither satisfied nor dissatisfied	5.13%	2
Dissatisfied	2.56%	1
Very dissatisfied	7.69%	3
Other (please specify)	17.95%	7
TOTAL		39

Q4 How friendly and helpful were the staff at the event?

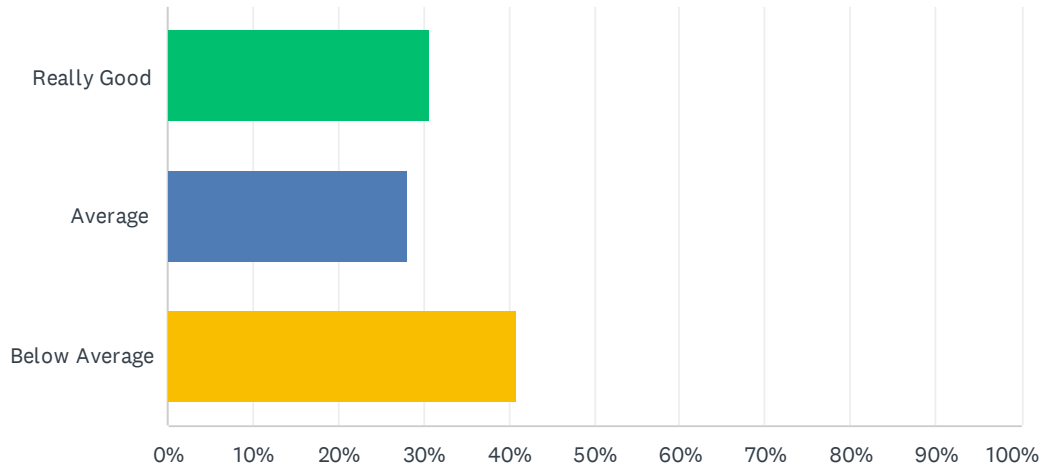
Answered: 39 Skipped: 0



ANSWER CHOICES	RESPONSES	
Extremely helpful	35.90%	14
Very helpful	43.59%	17
Somewhat helpful	0.00%	0
Not so helpful	5.13%	2
Not at all helpful	2.56%	1
Other (please specify)	12.82%	5
TOTAL		39

Q5 How would you rate the quality of the food

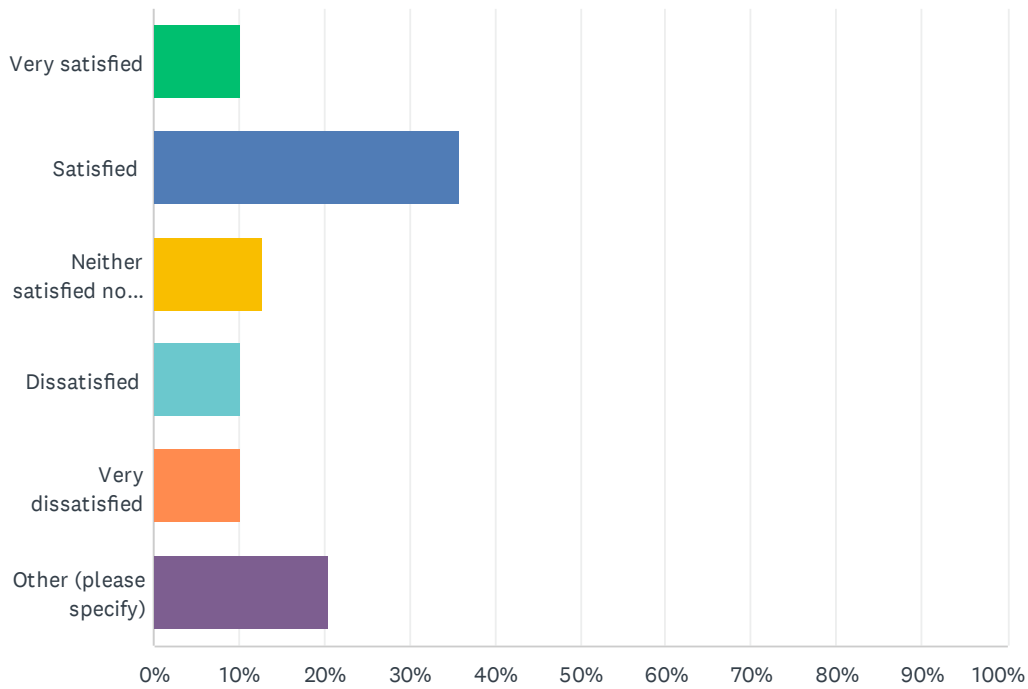
Answered: 39 Skipped: 0



ANSWER CHOICES	RESPONSES	
Really Good	30.77%	12
Average	28.21%	11
Below Average	41.03%	16
TOTAL		39

Q6 How satisfied are you with the value for the money of this event?

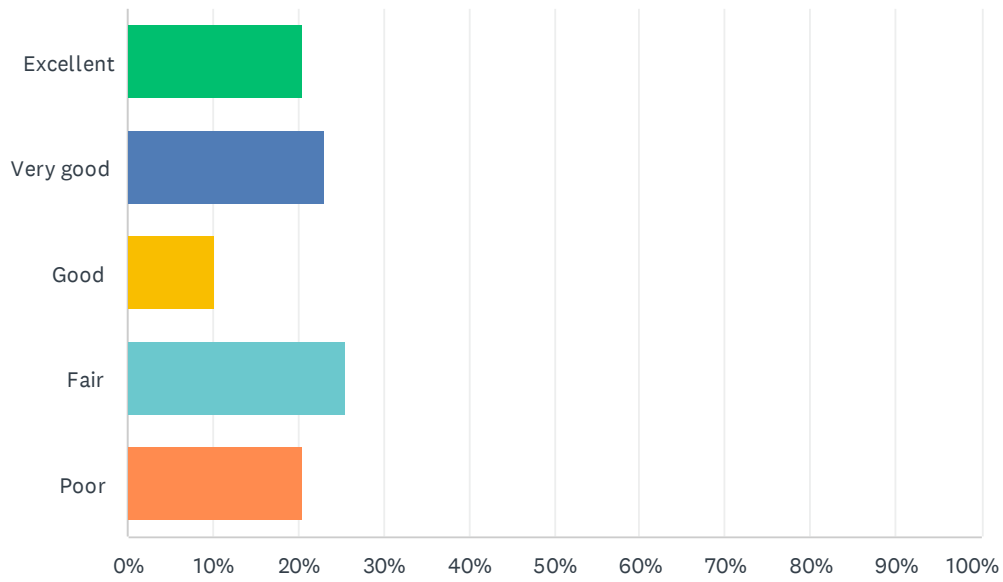
Answered: 39 Skipped: 0



ANSWER CHOICES	RESPONSES	
Very satisfied	10.26%	4
Satisfied	35.90%	14
Neither satisfied nor dissatisfied	12.82%	5
Dissatisfied	10.26%	4
Very dissatisfied	10.26%	4
Other (please specify)	20.51%	8
TOTAL		39

Q7 Overall, how would you rate the event?

Answered: 39 Skipped: 0



ANSWER CHOICES	RESPONSES
Excellent	20.51% 8
Very good	23.08% 9
Good	10.26% 4
Fair	25.64% 10
Poor	20.51% 8
TOTAL	39